

VERINE

FIRES TO INSPIRE



GAS FIRES
2021



MADE IN BRITAIN



Welcome to Verine

Beautiful fires, designed to allure

At Verine we understand the importance of a stylish relaxing living environment. That's why we've developed this collection of premium gas fires to complement all tastes and lifestyles.

Choose a Verine fire and all your expectations will be fulfilled. Elegant, sophisticated and designed to perfection.

Verine fires are all this and more. Crafted to not only captivate and beguile, they are built to the highest standards, are energy efficient and perform brilliantly.

"I believe our success stems from a combination of innovative design, investment in technology and the highest quality manufacturing standards.

As a result all Verine fires carry a 15 year guarantee to reflect my belief in their quality and durability, and our experienced Verine retailers are hand-picked to give you the very best advice and service.

This brochure has been designed to make the purchase of your new Verine fire as simple as possible. I hope you will find it both informative and inspiring."



Richard Jones

Find your perfect fire

Verine 15 year guarantee	3
Fires to inspire	4
Before you begin	5
Fire accessories – trims & frets, fascias	32-34

high efficiency



Conventional flue	6
Glass Fronted	
Midas HE	8-9
Quasar HE	10-11
Frontier HE†	12-13
Orbis HE	14-15

Open Fronted	
Midas Plus	16-17
Quasar Plus	18-19
Orbis Plus	20-21
Orbis	22-23

Balanced flue	7
Glass Fronted	
Elyse BF	24-25
Alpena BF	26-27

standard fires



Conventional flue	
Hearth Inset – Open Fronted	
Quasar	28-29
Frontier	30-31



Our 15 year guarantee†

From design stage to manufacture every effort is taken to produce an appliance that will provide exceptional and continued standards of safety and performance. Every fire is assessed and approved by leading independent organisations and rigorously checked by our Quality Control department before leaving our state-of-the-art facility.

Therefore, we are confident you'll be enjoying the warmth of a Verine fire for many years to come. That's why we are able to provide a remarkable 15 year Guarantee† with every gas fire, giving you reassurance and peace of mind. We will guarantee your fire for 15 years* against manufacturing and material defects, including parts and labour, subject to proof of annual service and replacement of the oxy-pilot assembly.

*Terms and conditions apply.



This logo signifies that the product is fully compliant with the Eco design directive Commission Regulation (EU) 2015/1188.



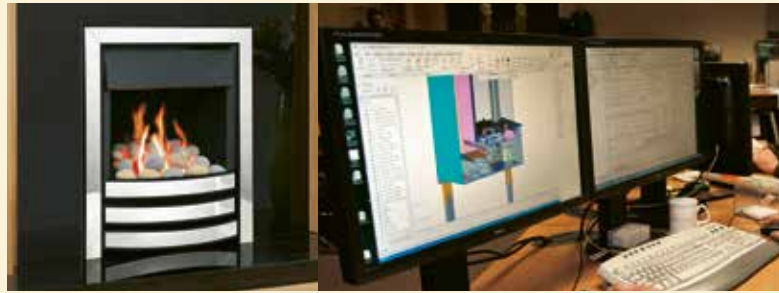
BRITISH MADE QUALITY

Verine is crafted by BFM Europe, the fastest growing domestic fire producer in the country with an unequalled reputation for quality and service. Every

Verine branded gas fire is developed and manufactured in Britain at our advanced purpose built facility in Stoke-on-Trent.

VERINE

FIRES TO INSPIRE



Optimum quality and performance with the highest level of after sales service and support

Verine fires feature a Flame Supervision Device (FSD) which detects the presence of a flame, and in the absence of that flame, prevents uncontrolled release of gas to the burner. For maximum safety each conventional flue model includes an Oxygen Depletion Sensor (ODS) shutting off the gas supply to the main burner in the unlikely event of a fault.

We recommend that all gas appliances be serviced by a Gas Safe Register engineer to ensure continued safe operation and optimum performance throughout the lifetime of the product. In order to encourage and promote this good practice, an annual service, including replacement of the oxy-pilot, is a condition of our 15 year Guarantee.

For over 45 years Verine have sold quality products and given quality service, elegance and innovation to the fireplace industry. Specially appointed retailers have been established nationally to display our products, install them and give expert advice to help you choose the correct appliance to suit your needs.

We want you to get the maximum benefit from this expertise and therefore recommend you avoid purchasing any Verine product over the internet, especially from companies not located in your area who are unable to offer the highest levels of aftersales service.



Product Testing and Certification

All our gas fires are independently tested, approved and verified by the British Standards Institution (BSI).

BSI is an independent organisation. They are not owned by the government, industry or shareholders, which means that they can be totally objective with regards testing and certification.

Their assessments provide more authority than other organizations with a vested interest in promoting its members.

BSI are internationally recognised for quality service, technical expertise and in-depth knowledge of gas and electrical product testing and certification.

Their experienced staff ensure our products are rigorously tested with the utmost integrity.

Before you begin

There is a Verine fire for all tastes, from traditional to contemporary chic. However, before you make your final selection, please take time to consider the following.

RADIANT OR CONVECTOR?

A radiant fire emanates heat from the combustion chamber only, which is why Verine radiant fires incorporate a glowing back panel to maximise heat output. A convector fire has the added benefit of a heat exchanger attached to the back of the fire. This draws cold air in and sends it back out into the room as hot air, maximising heat output whilst keeping your fuel bills down.

CHIMNEY OR FLUE?

Your choice of fire will be dictated by the type of chimney or flue you have. If you're not sure, then take a look at your roof and cross-reference it with the simple guide below. It is also worth noting that a slimline fire will fit virtually any chimney or flue, whereas a full-depth often requires a traditional chimney or rebate on the fire surround.



Brick Chimney
A conventional brick chimney is easily recognisable by a chimney stack with accompanying terracotta pot or gas terminal.



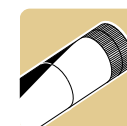
Pre-Fabricated Flue
This is an interlocking metal flue tube system easily identifiable by a metal flue and terminal on the roof and a metal flue box behind the fire.



Pre-Cast Flue
Built from concrete or clay blocks, pre-cast flues provide a rectangular section flue. They can be identified by a ridge vent or metal flue tube and terminal on the roof. All fires featuring this icon are suitable for pre-cast flues conforming to BS EN 1858.

NO CHIMNEY OR FLUE?

Some properties have no chimney or flue, in which case a balanced flue is required.



Balanced Flue fires vent directly outside through a co-axial pipe (one pipe within a larger pipe). The outer pipe draws air in from the outside and the inner pipe expels combustion gases. An electricity supply is not required for these products. Please see installation manuals for further details about installation possibilities.

GAS SUPPLY

Your gas supply will either be Natural Gas or LPG, depending on the area in which you live.



Natural Gas
The most common gas supply



LPG
Alternative for houses with no Natural Gas supply

CONTROLS

Gas is wonderfully controllable, but which type of control suits you best? The discretion of manual ignition, concealed behind the removable ash pan... the convenience of slide control... or the luxury and style of remote control?



Manual Control
Simple and discreet. The control system is located behind the fires fret or trim. Once the fire is lit rotate the control knob to adjust the flame height and heat output.



Slide Control
A convenient control system which is located on the top right-hand side of the fire. Push and hold the lever down to ignite and move it up and down to adjust the flame height and heat output.



Easy Flame Control (EFC) - Discreet, easy access buttons are used to ignite the fire and adjust heat and flame height.



Remote Control
The remote control handset is used to light the fire as well as to adjust the flame height and heat output.



Remote Control with Thermostat
The remote control handset can be used to light the fire as well as to adjust the flame height and heat output. In addition, the handset contains the extra benefit of a thermostatic control to regulate room temperature and a programmable timer that can be pre-programmed to ensure your room will be warm whenever you wish.

FIRE BACK PANELS

Some Verine fires offer you a choice of fire back panels – simply choose the one that suits your room from the options available.



Plain Black



Brick Effect

high efficiency Get up to 93.5% energy efficiency

Verine has always had a reputation as a manufacturer of some of the most efficient fires on the market. Now we are setting new industry standards with the Verine high efficiency range: exceptional heat output combined with lower running costs compared to standard gas fires.

Verine's R&D team has invested in developing the technology to meet the key objective of producing gas fires that save energy and as a result, help to keep costs down.

Inspired design. Advanced technology

Our high efficiency products are available in a range of glass fronted or open fronted fires and include Conventional and Balanced Flue models.



Orbis HE Pages 14-15

Conventional Flue fires

Glass Fronted Fires

Our range of high efficiency conventional flue glass fronted fires have an energy efficiency of up to 86%. They have a glass panel across the front of the fire which radiates the heat generated from the fuel bed directly into the room. The glass panel concentrates the radiant heat so that more heat is forced into the room and less is lost through the chimney. Combined with convected heat which is produced by cool air drawn into the base of the fire through the heat exchanger and then emitted as warm air through the gap above the canopy, making these the most efficient conventional flue fires available.



Alpena BF Pages 26-27



Quasar Plus Pages 18-19

Open Fronted Fires

Our high efficiency conventional flue open fronted fires can reach an energy efficiency of up to 68.3%. These fires provide the look and feel of a real open fire providing both radiant and convected heat. Radiant heat is emitted from the fuel bed and the convected heat is generated by cool air drawn into the base of the fire which passes through a heat exchanger and is then emitted as warm air through the gap above the canopy.

Balanced Flue fires

Glass Fronted Fires

Our range of high efficiency balanced flue fires have an energy efficiency of up to 93.5%. Designed for those who want all the benefits of a gas fire but don't have a built in chimney or flue in their home, a balanced flue fire comes with its own flue terminal which is vented directly through an outside wall. They are glass fronted, completely room sealed appliances and work by drawing and venting external air via a pair of co-axial tubes into the fire for combustion purposes.

high efficiency Conventional Flue

Hearth Inset – Glass Fronted



Midas HE

This slimline high efficiency fire boasts an energy efficiency of up to 81.3% and will fit almost any chimney or flue including pre-cast (BS EN 1858).

It also features a large viewing window and offers an incredible 2.9kW heat output.

*Optional Pebble fuel effect may be purchased separately.

SPECIFICATIONS

Description: Slimline inset gas fire Type of Heat: Radiant & Convected

	Manual	Slide
Useful energy efficiency	81.3%	
Energy efficiency class	D	
Fuel type	Natural gas	
Direct heat output	2.9kW	
Fuel effect	Model Number	
Coal	NSHC00MN	NSHC00SN2

Safety: Flame Supervision Device & Oxygen Depletion Sensor
Air vent required: Not normally

OPTIONS



Natural Gas



Brick Chimney



Pre-Fabricated



Pre-Cast



Manual Control

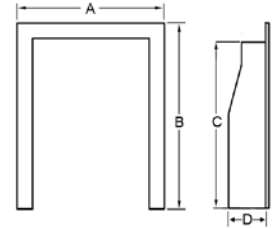


Slide Control



Plain Black

DIMENSIONS



A 497mm
B 598mm
C 550mm
D 125mm
E 327mm

Dimensions A & B refer to Standard trim only

ALTERNATIVES



Midas HE pebble
Signature fascia in
black nickel & chrome



Midas HE coal
Signature trim in black nickel & black
Aviva fret in black nickel

high efficiency Conventional Flue

Hearth Inset – Glass Fronted



Quasar HE

The Quasar HE offers an impressive energy efficiency of up to 84.3% and features one of the most realistic coal fuel beds on the market.

This glass fronted product has been designed to fit in to most chimney and flue types, including pre-cast flue when installed with a 3" rebated fire surround. Manual, slide and remote control options are available.

*Optional Pebble fuel effect may be purchased separately.

SPECIFICATIONS

Description: Full depth inset gas fire Type of Heat: Radiant & Convected

	Manual	Slide	Remote
Useful energy efficiency	84.3%		84.3%
Energy efficiency class	D		C
Fuel type	Natural gas		Natural gas
Direct heat output	3.4kW		3.4kW

Fuel effect	Model Number		
Coal	NHHC00MN	NHHC005N	NHHC00RN2

Safety: Flame Supervision Device. Air vent required: Not normally

OPTIONS



Natural Gas



Brick Chimney



Pre-Fabricated



Pre-Cast



Manual Control



Slide Control

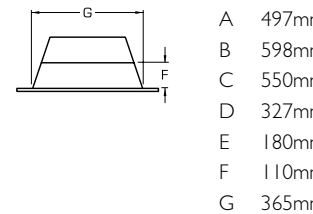
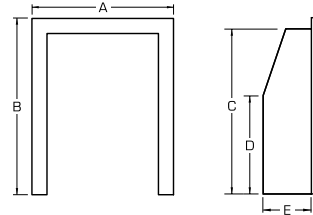


Thermostatic Remote



Plain Black

DIMENSIONS



- A 497mm
- B 598mm
- C 550mm
- D 327mm
- E 180mm
- F 110mm
- G 365mm

Dimensions A & B refer to Standard trim only

ALTERNATIVES



Quasar HE pebble
Arcadia fascia in
black & chrome



Quasar HE coal
Arcadia fascia in black & gold

high efficiency Conventional Flue

Wall & Hearth Inset – Glass Fronted



Frontier HE

The Frontier HE is the epitome of modern day living combining the benefits of a highly efficient gas fire with sleek contemporary styling. Frontier HE is available as a hearth inset or wall inset fire.

*Optional Pebble fuel effect may be purchased separately.

SPECIFICATIONS

Description: Full depth inset gas fire Type of Heat: Radiant & Convected

	Manual	Remote
Useful energy efficiency	84.3%	84.3%
Energy efficiency class	D	C
Fuel type	Natural gas	Natural gas
Direct heat output	3.4kW	3.4kW

Fuel effect	Model Number	
Coal	NHKC00MN + Fascia	NHKCRBRN2 + Fascia

Safety: Flame Supervision Device. Air vent required: Not normally

Fascia	Colour	Part Number
Hearth	Black/chrome	B-123540
Wall	Bronze/champagne	B-135240
	Champagne	B-135250

OPTIONS



Natural Gas



Brick Chimney



Pre-Fabricated



Pre-Cast



Manual Control*



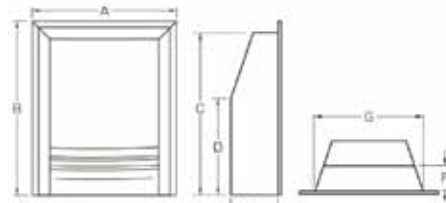
Thermostatic Remote



Plain Black

*Manual control is available for hearth inset model. Wall mounted models require remote control

DIMENSIONS



Hearth Mounted

A 541mm D 327mm G 365mm
B 620mm E 180mm
C 550mm F 110mm



Wall Mounted

A 541mm D 327mm G 365mm
B 690mm E 180mm
C 550mm F 110mm

ALTERNATIVES



Frontier HE wall inset pebble in champagne



Frontier HE wall inset coal in champagne & bronze



Frontier HE hearth inset coal in black & chrome

high efficiency Conventional Flue

Hearth Inset – Glass Fronted



Orbis HE

Orbis HE is a full depth high efficiency fire providing a heat output of up to 4.0kW and an incredible 86.3% energy efficiency. This glass fronted fire is available with a choice of manual, slide and remote control operation. Create your own look with our extensive range of trims, frets and fascias shown on pages 32-34.

SPECIFICATIONS

Description: Full depth inset gas fire Type of Heat: Radiant & Convected

	Natural gas	LPG
Useful energy efficiency	86%	86.3%
Energy efficiency class	C	C
Fuel type	Natural gas	LPG
Direct heat output	3.9kW	4.0kW

Fuel effect	Control type	Model Number	
Coal	Manual	NHEC00MN	n/a
	Slide	NHEC00SN	NHEC00SP
	Remote	NHEC00RN2	n/a

Safety: Flame Supervision Device & Oxygen Depletion Sensor
Air vent required: Not normally

OPTIONS



Natural Gas LPG Gas*



Brick Chimney Pre-Fabricated



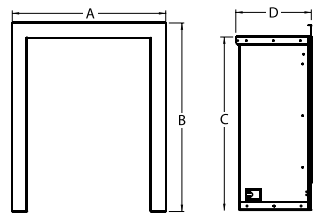
Manual Control Slide Control Thermostatic Remote



Plain Black

*Slide Control only

DIMENSIONS



A	497mm
B	598mm
C	550mm
D	230mm
E	400mm

Dimensions A & B refer to Standard trim only

ALTERNATIVES



Orbis HE
Ultimo trim in chrome & black
Bauhaus fret in chrome



Orbis HE
Embrace fascia in gold & black

high efficiency Conventional Flue

Hearth Inset – Open Fronted



Midas Plus

The Midas Plus is one of the most efficient open-fronted slimline gas fires available today and with a heat output of up to 4.0kW it is also one of the warmest products suitable for a pre-cast flue.

The Midas Plus is available in a choice of manual, slide or remote control systems. This extremely versatile fire can be styled with a wide range of Verine trims, frets or fascias making it easy to create a look to suit your existing décor. See pages 32 to 34 for more information about Verine accessories.

*Optional Pebble fuel effect may be purchased separately.

SPECIFICATIONS

Description: Slimline inset gas fire Type of Heat: Radiant & Convected

	Manual	Slide	Remote
Useful energy efficiency	66.8%		
Energy efficiency class	F		
Fuel type	Natural gas		
Direct heat output	4.0kW	3.8kW	
Fuel effect	Model Number		
Coal	NSPC00MN	NSPC00SN	NSPC00RN2

Safety: Flame Supervision Device & Oxygen Depletion Sensor
Air vent required: Not normally

OPTIONS



Natural Gas



Brick Chimney



Pre-Fabricated



Pre-Cast



Manual Control



Slide Control

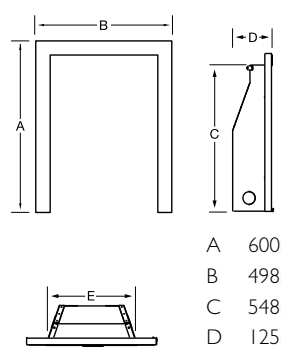


Remote Control



Plain Black

DIMENSIONS



- A 600mm
- B 498mm
- C 548mm
- D 125mm
- E 324mm

Dimensions A & B refer to Standard trim only

ALTERNATIVES



Midas Plus pebble
Signature trim in chrome & black
Athena fret in chrome



Watch the video

Midas Plus coal
Profiled trim in brass
Blenheim fret in brass

high efficiency Conventional Flue

Hearth Inset – Open Fronted



Quasar Plus

Quasar Plus high efficiency gas fire boasts an impressive 68.3% energy efficiency and can be installed in to almost any chimney or flue, including pre-cast when fitted with a 3" rebated fire surround.

This open-fronted gas fire features a highly realistic coal fuel effect and is available as a manual, slide or remote controlled fire.

The Verine Quasar Plus can be styled with most trims, frets and fascias in our wide range of gas fire accessories on pages 32 to 34.

*Optional Pebble fuel effect may be purchased separately.

SPECIFICATIONS

Description: Full depth inset gas fire Type of Heat: Radiant & Convected

	Manual	Slide	Remote
Useful energy efficiency	68.3%		
Energy efficiency class	F		
Fuel type	Natural gas		
Direct heat output	4.2kW		
Fuel effect	Model Number		
Coal	NKPC00MN	NKPC00SN	NKPC00RN2

Safety: Flame Supervision Device & Oxygen Depletion Sensor
Air vent required: Not normally

OPTIONS



Natural Gas



Brick Chimney



Pre-Fabricated



Pre-Cast



Manual Control



Slide Control

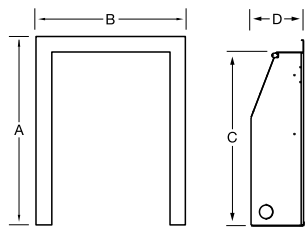


Remote Control



Plain Black

DIMENSIONS



A 600mm
B 498mm
C 548mm
D 170mm
E 365mm

Dimensions A & B refer to Standard trim only

ALTERNATIVES



Quasar Plus coal
Signature trim in chrome & black
Aviva fret in chrome



Quasar Plus pebble
Signature fascia in chrome & black

high efficiency Conventional Flue

Hearth Inset – Open Fronted



Orbis Plus

Orbis Plus is the first full depth open-fronted high efficiency gas fire from Verine. You can now achieve the look of a real open coal fire, combined with the convenience of gas fuel, at up to an incredible 66.7% energy efficiency.

This stunning fire features an extra wide coal fuel effect bed, a beautiful flame picture and offers up to an incredible 4.2kW heat output.

Suitable for installation into standard brick chimneys and pre-fabricated flues, the Orbis Plus comes in a choice of manual, slide or remote control and can be styled to suit your home with our wide range of trim, frets and fascias (see pages 32-34 for further details).

SPECIFICATIONS

Description: Full depth inset gas fire Type of Heat: Radiant & Convected

	Natural gas	LPG
Useful energy efficiency	66.7%	66.2%
Energy efficiency class	F	F
Direct heat output	4.1kW	4.2kW

Fuel effect	Control type	Model Number	
Coal	Manual	NOPC00MN	n/a
	Slide	NOPC00SN	NOPC00SP
	Remote	NOPC00RNZ	n/a

Safety: Flame Supervision Device & Oxygen Depletion Sensor
Air vent required: Not normally

OPTIONS



Natural Gas LPG Gas*



Brick Chimney Pre-Fabricated



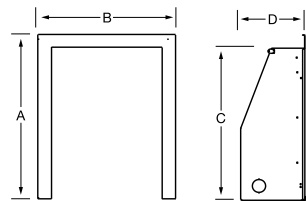
Manual Control Slide Control Remote Control



Plain Black

*Slide Control only

DIMENSIONS



A 600mm
B 498mm
C 548mm
D 223mm
E 400mm

Dimensions A & B refer to Standard trim only



Orbis Plus
Ultimo trim in gold & black
Bauhaus fret in gold

high efficiency Conventional Flue

Hearth Inset – Open Fronted



Orbis

With a maximum heat output of 3.7kW The Orbis is one of the warmest open-fronted convector fires in the Verine range. It features a mesmerising and highly realistic coal fuel bed making this product one of the closest things you can get to a real coal fire.

This model is available with a choice of manual, slide or remote control operation and a wide range of trims, frets and fascias (see pages 32-34) ensuring you'll get the product that is just right for you.

SPECIFICATIONS

Description: Full depth inset gas fire Type of Heat: Radiant & Convected

Useful energy efficiency	60%
Energy efficiency class	F
Fuel type	Natural gas
Direct heat output	3.7kW

Fuel effect	Control type	Model Number
Coal	Manual	NVICC00MN
	Slide	NVICC00SN

Safety: Flame Supervision Device & Oxygen Depletion Sensor
Air vent required: Not normally

OPTIONS



Natural Gas



Brick Chimney



Pre-Fabricated



Manual Control

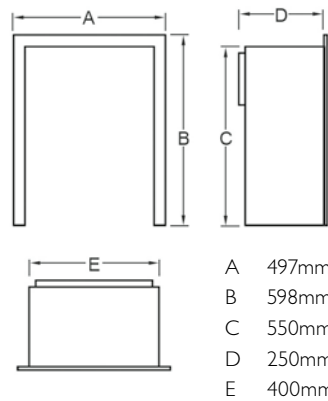


Slide Control



Plain Black

DIMENSIONS



Dimensions A & B refer to Standard trim only



Orbis
Signature trim in satin silver & chrome
Daisy fret in satin silver & chrome

high efficiency Balanced Flue

Hearth Inset – Glass Fronted



Elypse BF

The super slim Elypse Balanced Flue has been specifically designed for homes without a chimney and its slim depth allows it to be easily installed into a standard cavity wall. This glass fronted product has an incredible 80% energy efficiency and comes with a choice of brass, black or satin silver trim which can be complemented with your choice of any Verine fret, trim or fascia (see pages 32-34).

SPECIFICATIONS

Description: Full depth inset gas fire Type of Heat: Radiant & Convected

Useful energy efficiency	80%	
Energy efficiency class	E	
Fuel type	Natural gas	
Direct heat output	2.7kW	
Fuel effect	Control type	Model Number
Coal	Manual	NBFC00MN

Safety: Flame Supervision Device
Air vent required: Not normally

OPTIONS



Natural Gas



Balanced Flue

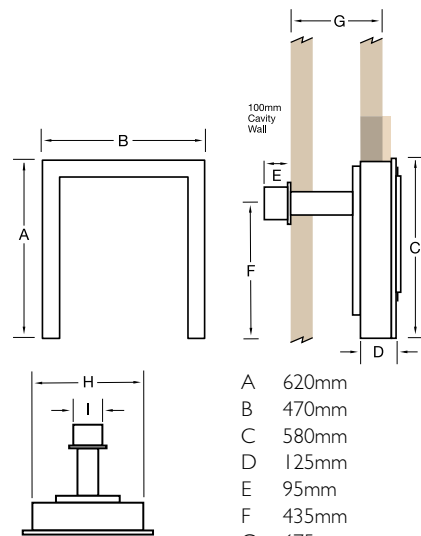


Manual Control



Brick Effect

DIMENSIONS



- A 620mm
- B 470mm
- C 580mm
- D 125mm
- E 95mm
- F 435mm
- G 675mm max
-130mm min
- H 400mm
- I 145mm

ALTERNATIVES



Elypse balanced flue in brass
Vegas fret in brass



Elypse in satin silver
Vegas fret in antique chrome



Elypse balanced flue in black
Vegas fret in black

high efficiency Balanced Flue

Hearth Inset – Glass Fronted



Alpena BF

Alpena Balanced Flue boasts up to 93.5% energy efficiency, it is a glass fronted fire featuring plain black back panels and a deep coal fuel bed. The product can be styled with a variety of trims, frets and fascias available in the Verine range (see pages 32-34).

SPECIFICATIONS

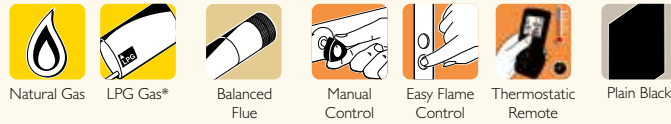
Description: Full depth inset gas fire Type of Heat: Radiant & Convected

	Natural gas	LPG
Useful energy efficiency	93.5%	93.5%
Energy efficiency class	B	B
Direct heat output	3.9kW	4.0kW

Fuel effect	Control type	Model Number	
Coal/Logs	Manual	NBFC00MN2/NBFL00MN	NBFC00MP2
Coal	EFC	NBFC00EN3	n/a
Coal/Logs	Remote	NBFC00RN3/NBFL00RN	n/a

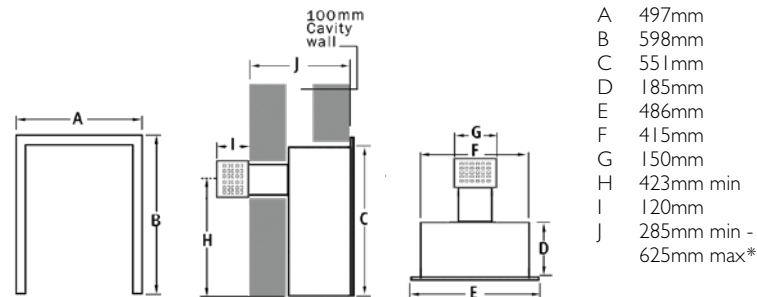
Safety: Flame Supervision Device Air vent required: Not normally

OPTIONS



*Manual Control only

DIMENSIONS



*Dimensions differ on EFC models. An optional flue duct extension is available to increase maximum length to 1015mm on manual models and 973mm on EFC models.

ALTERNATIVES



Alpena BF Logs
Ultimo trim in chrome & black
Bauhaus fret in chrome



Alpena BF Coal
Standard trim in brass
Bauhaus fret in gold

standardfires Conventional Flue

Hearth Inset – Open Fronted



Quasar

Quasar has been specifically designed as a multi-installation fire and will fit most flue types including pre-cast when fitted with a 3" rebated surround. It is also suitable for installation into a standard chimney without the need to remove the chairbrick.

*Optional Pebble fuel effect may be purchased separately.

SPECIFICATIONS

Description: Full depth inset gas fire Type of Heat: Radiant

Conventional

Direct Heat Output	2.7kW
Fuel type	Natural gas

Fuel effect	Control type	Model Number
Coal	Manual	NRDCPBMN2
	Slide	NRDCPBSN2
	Remote	NRDCPBRN3

This product is not suitable for primary heating purposes

Safety: Flame Supervision Device & Oxygen Depletion Sensor Air vent required: Not normally

OPTIONS



Natural Gas



Brick Chimney



Pre-Fabricated



Pre-Cast



Manual Control



Remote Control

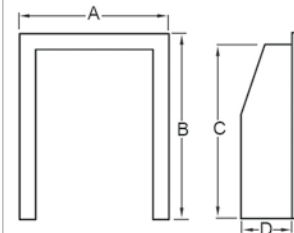


Slide Control



Plain Black

DIMENSIONS



E	A	497mm
	B	598mm
	C	550mm
	D	170mm
	E	365mm

Dimensions A & B refer to Standard trim only

ALTERNATIVES



Quasar pebble
Signature fascia in
black nickel & black



Quasar coal
Signature fascia in brass & black

standardfires Conventional Flue

Hearth Inset – Open Fronted



Frontier

This open fronted radiant gas fire features a contemporary one-piece fascia in a choice of colour finish.

The Frontier has the option of manual or remote control operation and will fit in to most chimney and fuel types including pre-cast when installed with a 3" rebated fire surround.

*Optional Pebble fuel effect may be purchased separately.

SPECIFICATIONS

Description: Full depth inset gas fire Type of Heat: Radiant

Conventional

Direct Heat Output	2.7kW
Fuel type	Natural gas

Fuel effect	Control type	Model Number
Coal	Manual	NRDCPBMN2 + Fascia
	Remote	NRDCPBRN3 + Fascia

This product is not suitable for primary heating purposes

Safety: Flame Supervision Device & Oxygen Depletion Sensor Air vent required: Not normally

Fascia	Colour	Part Number
Hearth	Black/silver	B-123540
	Bronze/champagne	B-135220
Wall	Bronze/champagne	B-135240
	Champagne	B-135250

OPTIONS



Natural Gas



Brick Chimney



Pre-Fabricated



Pre-Cast



Manual Control

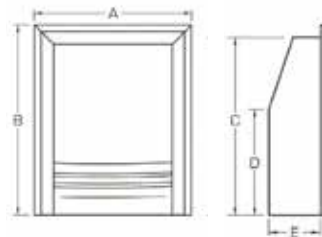


Remote Control



Plain Black

DIMENSIONS



A	541mm
B	620mm
C	550mm
D	327mm
E	180mm
F	110mm
G	365mm

ALTERNATIVES



Frontier hearth inset coal in black & satin silver



Frontier wall inset coal in bronze & champagne

Colour options are available on page 36.



Frontier hearth inset pebble in black & satin silver

Fire Accessories

Tailor your fire to match your living space

Make your Verine fire a unique fire. Choose your fascia, trim & fret and fuel bed from our divine selection to create a perfect match for your fire's setting.

Fret options


We have an range of frets in sizes 16" and 18" which are suitable for most Verine hearth mounted gas fires and includes traditional and modern style frets made from solid brass or cast iron with a painted or plated finish.

Traditionally styled Frets


Blenheim 16"



Brass



Antique Brass



Chrome




Antique Chrome




Black

Dallas 18"



Brass



Antique Brass

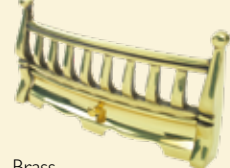


Antique Chrome



Black

Vegas 18"



Brass



Antique Brass



Antique Chrome



Black

Contemporary styled Frets

Daisy 16"



Antique Brass




Satin Silver & Chrome



Black Nickel

Aviva 16"



Chrome



Black Nickel

Bauhaus 18"



Gold



Chrome



Satin Silver



Black Nickel



Black

Athena 18"



Brass



Satin Silver



Black

Aegis 18"



Brass



Satin Silver



Black

Trim options

Standard trim



Brass



Black



Satin Silver



Chrome

Quality steel trims in a choice of four colours with a plated or painted finish. This trim is suitable for all Verine hearth inset fires excluding the Elypse.

Profiled trim



Brass



Black



Satin Silver



Chrome

The Profiled trim is made from steel and is available in four colours with a plated or painted finish. Suitable for all Verine hearth inset gas fires excluding Elypse BF.

Signature trim



Brass & Black



Chrome & Black



Satin Silver & Chrome



Black Nickel & Chrome



Black Nickel & Black

The Signature is a quality steel fabricated trim in a range of metallic and paint finishes. Suitable for all Verine hearth inset gas fires excluding Elypse BF. Brass & Black finish is unsuitable for Alpena BF model.

Ultimo trim



Gold & Black



Chrome & Black



Black Nickel & Black

The Ultimo is a cast iron trim with a black painted and optional colour plated finish. Suitable for all Verine hearth inset gas fires excluding Elypse BF. Unsuitable for Easy Flame Control systems.

Curved trim



Black

The Curved trim is made from high quality extruded aluminium with a black painted finish. Suitable for all Verine hearth inset gas fires excluding Elypse BF. Unsuitable for slide control systems.

Fascia Options

Frontier Fascia The Frontier is a one-piece contemporary fabricated steel fascia that is available in three stunning finishes.

HEARTH INSET

The Frontier hearth inset fascia is suitable for all Verine hearth inset fires excluding the Elypse BF model. Unsuitable for slide control systems.



Black & Chrome

WALL INSET

The Frontier wall inset fascia is suitable for all Verine hearth inset fires excluding the Elypse BF model. Unsuitable for manual or slide control systems.



Bronze & Champagne



Champagne

Signature Fascia The Signature is a one-piece fabricated steel fascia. Suitable for all Verine hearth inset gas fires excluding Elypse BF. *Brass & Black finish is unsuitable for Alpena BF model.



*Brass & Black



Chrome & Black



Satin Silver & Chrome



Black Nickel & Chrome



Black Nickel & Black

Essence Fascia The Essence is a one-piece contemporary fabricated steel fascia that is available in four finishes. Suitable for all Verine hearth inset gas fires excluding Elypse BF and Alpena BF. Unsuitable for slide control systems.



Antique Brass



Satin Silver



Black

Arcadia Fascia

The Arcadia is a one-piece cast iron fascia in a combination of black painted with optional colour plated finish. Suitable for all Verine hearth inset gas fires excluding Elypse BF. Unsuitable for Easy Flame Control systems.



Black & Gold



Black & Chrome

Embrace Fascia

The Embrace fascia is a one piece cast iron fascia in a combination of black painted with optional colour plated finish. Suitable for all Verine hearth inset gas fires excluding Elypse BF. Unsuitable for Easy Flame Control systems.



Gold & Black



Chrome & Black



Black Nickel & Black

Online inspiration & information

Tap into a wealth of knowledge and discover everything you need to know about purchasing, fitting & servicing your Verine fire.

- ▣ Use our intelligent search tools to find your perfect gas fire
- ▣ Find your nearest approved Verine stockist
- ▣ Download installation and user manuals
- ▣ Register your guarantee



www.verinegasfires.co.uk

IMPORTANT

WARNING BFM Europe Limited is a Gas Safe Registered company. We recommend that all of our fires are installed by Gas Safe Register engineers in accordance with our instructions.

DISCLAIMER Our policy is one of constant development and improvement. We therefore reserve the right to revise designs and specifications of our products without formal notice, patents pending. We always recommend our products be viewed in an approved showroom before purchase.

Whilst we have taken every care in the preparation of this brochure it is not intended to replace the installation manual which provides more detailed information.

Photography is for illustration purposes only and although every effort has been made to ensure accurate reproduction of typical installations and flame pictures they may vary according to fire model and flue types.

We accept no liability for any loss or damage arising directly or indirectly from the use of this brochure.

We recommend that all our fires are used in conjunction with central heating and not as a primary source of heat.

In the interests of personal safety a suitable fireguard is recommended when children, the elderly and the infirm are present.

(This brochure is copyright 2021 and must not be reproduced in whole or in any part without prior written permission).



MADE IN BRITAIN

BFM Europe

BRITISH FIRE MANUFACTURERS



BFM Europe Limited,
Trentham Lakes, Stoke-on-Trent, Staffordshire ST4 4TJ

Telephone: 01782 339000

email: info@bfm-europe.com



www.verinegasfires.co.uk

Go direct to the Verine website on your smart phone or tablet device, just scan in this QR code.

